

\*\*\* التحدي رقم 01 \*\*\*

انجاز العمل أسفله وارساله على شكل فيديو.

اخر أجل هو نهاية يناير 2022

ستضاف نقطة للفرض الثاني مع الدعوة الى الانضمام إلى فريق مسابقة  
الأسبوع العربي للبرمجة.

Lost in Space

### LOST IN SPACE FULL CODE LISTING

#### SPACESHIP

The spaceship launches and then heads for Earth.

```

when clicked
  set size to 100 %
  switch costume to spaceship-a
  go to x: -150 y: -60
  point in direction 0
  say Let's go! for 2 secs
  point towards Earth
  repeat 100
    move 4 steps
    next costume
    change size by -1
  
```

This loop makes the spaceship move repeatedly while switching costumes and getting smaller.

#### STAR

The star twinkles in the night sky.

```

when clicked
  set size to 100 %
  forever
    repeat 20
      change size by 2
    repeat 20
      change size by -2
  
```

Two repeat loops cause the star to get bigger, then smaller again.

#### MONKEY

The astronaut monkey is set to spin forever in space!

```

when clicked
  forever
    turn 1 degrees
  
```

#### ASTEROID

This piece of space-rock bounces around the screen.

```

when clicked
  go to front
  point towards Earth
  bounce
  move 2 steps
  if an edge, bounce
  
```

Whenever the sprite hits the edge of the stage, it's bounce off.

**PROJECT COMPLETED!**  
Lost in Space: Complete  
www.collectibot.com

47

\*\*\* التحدي رقم 01 \*\*\*

انجاز العمل أسفله وارساله على شكل فيديو.

اخر أجل هو نهاية يناير 2022

ستضاف نقطة للفرض الثاني مع الدعوة الى الانضمام إلى فريق مسابقة  
الأسبوع العربي للبرمجة.

Lost in Space

### LOST IN SPACE FULL CODE LISTING

#### SPACESHIP

The spaceship launches and then heads for Earth.

```

when clicked
  set size to 100 %
  switch costume to spaceship-a
  go to x: -150 y: -60
  point in direction 0
  say Let's go! for 2 secs
  point towards Earth
  repeat 100
    move 4 steps
    next costume
    change size by -1
  
```

This loop makes the spaceship move repeatedly while switching costumes and getting smaller.

#### STAR

The star twinkles in the night sky.

```

when clicked
  set size to 100 %
  forever
    repeat 20
      change size by 2
    repeat 20
      change size by -2
  
```

Two repeat loops cause the star to get bigger, then smaller again.

#### MONKEY

The astronaut monkey is set to spin forever in space!

```

when clicked
  forever
    turn 1 degrees
  
```

#### ASTEROID

This piece of space-rock bounces around the screen.

```

when clicked
  go to front
  point towards Earth
  bounce
  move 2 steps
  if an edge, bounce
  
```

Whenever the sprite hits the edge of the stage, it's bounce off.

**PROJECT COMPLETED!**  
Lost in Space: Complete  
www.collectibot.com

47

\*\*\* التحدي رقم 01 \*\*\*

انجاز العمل أسفله وارساله على شكل فيديو.

اخر أجل هو نهاية يناير 2022

ستضاف نقطة للفرض الثاني مع الدعوة الى الانضمام إلى فريق مسابقة  
الأسبوع العربي للبرمجة.

Lost in Space

### LOST IN SPACE FULL CODE LISTING

#### SPACESHIP

The spaceship launches and then heads for Earth.

```

when clicked
  set size to 100 %
  switch costume to spaceship-a
  go to x: -150 y: -60
  point in direction 0
  say Let's go! for 2 secs
  point towards Earth
  repeat 100
    move 4 steps
    next costume
    change size by -1
  
```

This loop makes the spaceship move repeatedly while switching costumes and getting smaller.

#### STAR

The star twinkles in the night sky.

```

when clicked
  set size to 100 %
  forever
    repeat 20
      change size by 2
    repeat 20
      change size by -2
  
```

Two repeat loops cause the star to get bigger, then smaller again.

#### MONKEY

The astronaut monkey is set to spin forever in space!

```

when clicked
  forever
    turn 1 degrees
  
```

#### ASTEROID

This piece of space-rock bounces around the screen.

```


when clicked
  go to front
  point towards Earth
  bounce
  move 2 steps
  if an edge, bounce
  
```

Whenever the sprite hits the edge of the stage, it's bounce off.

**PROJECT COMPLETED!**  
Lost in Space: Complete  
www.collectibot.com

47





عند نقر 



كُرّر باستمرار

انتظر  ثابتة

استقر  2 درجة

تحرك  10 خطوة



المنصة


9- y  14 x 

Kiran الكائن

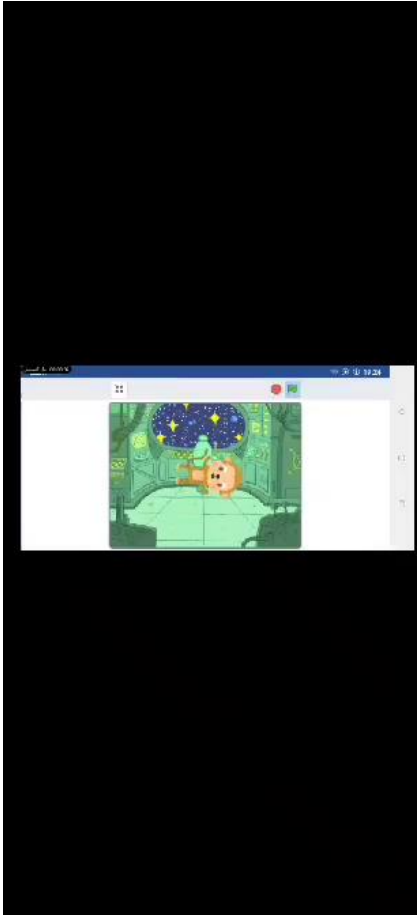
115 الاتجاه  100 الحجم  إظهار

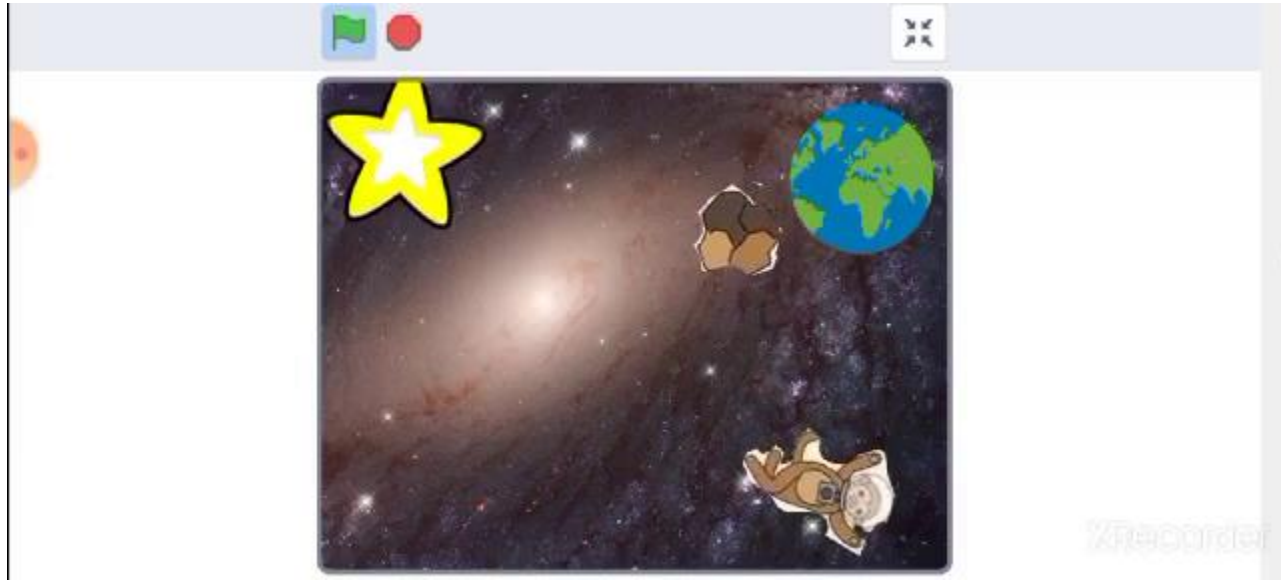
الخلفيات

  Kiran

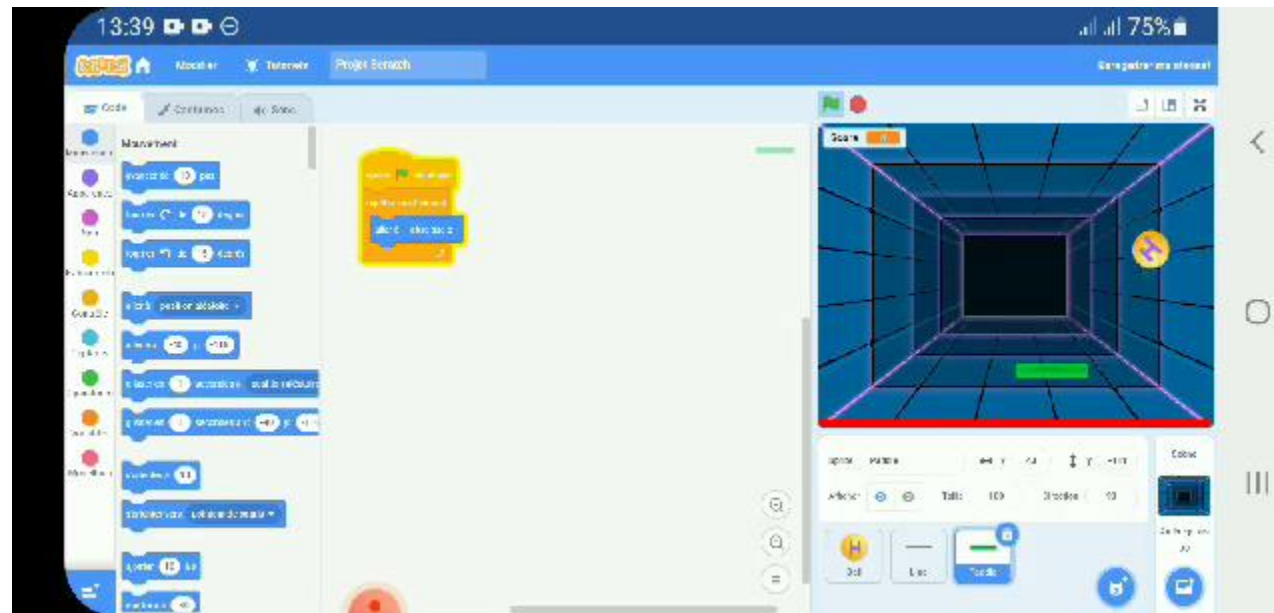


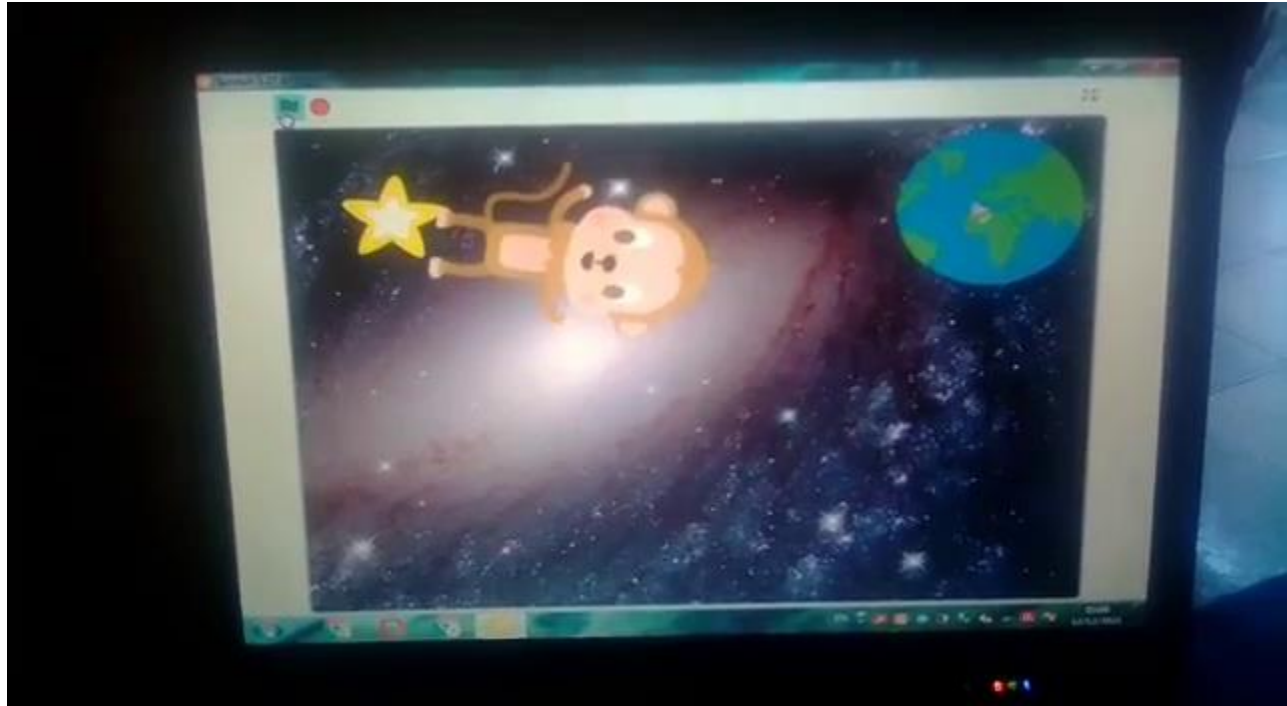












00:08

Personnes

Enfant

Enfant

Adolesce...

Adolescent

+

Comment peut obtenir comme cette belle nature ?

+



35

Comm



00:12

Enfant

Enfant

Adolesce...

Adolescent

il suffit de faire la protection de l'environnement



**Mouvement**

- avancer de 10 pas
- tourner de 15 degrés
- tourner de 15 degrés

**Événements**

- aller à position aléatoire
- aller à x: 133 y: 66


**Opérateurs**

- glisser en 1 secondes à position aléatoire
- glisser en 1 secondes à x: 133 y: 66

**Mes Blocs**

- s'orienter à 90
- s'orienter vers pointeur de souris
- ajouter 10 à x

```
quand est cliqué
répéter indéfiniment
  glisser en 1 secondes à position aléatoire
  dire hi pendant 2 secondes
  envoyer à tous 1
  attendre 2 secondes
  cacher
  attendre 2 secondes
  montrer
```

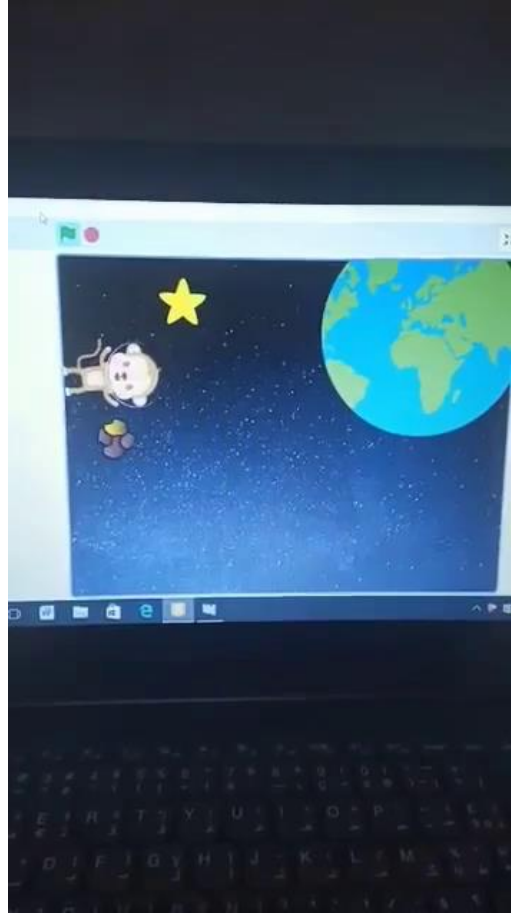


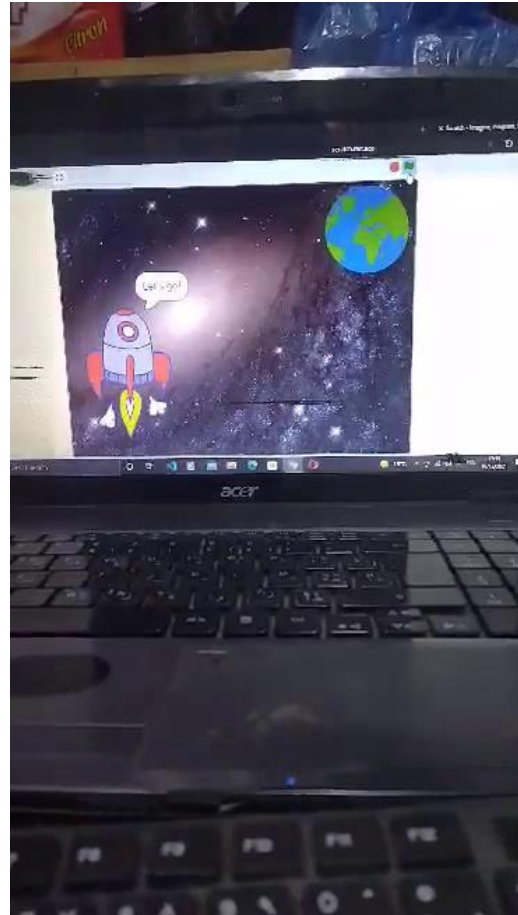
Sprite: Glow-A x: -48 y: -177

Afficher: [ ] [ ] Taille: 50 Direction: 90

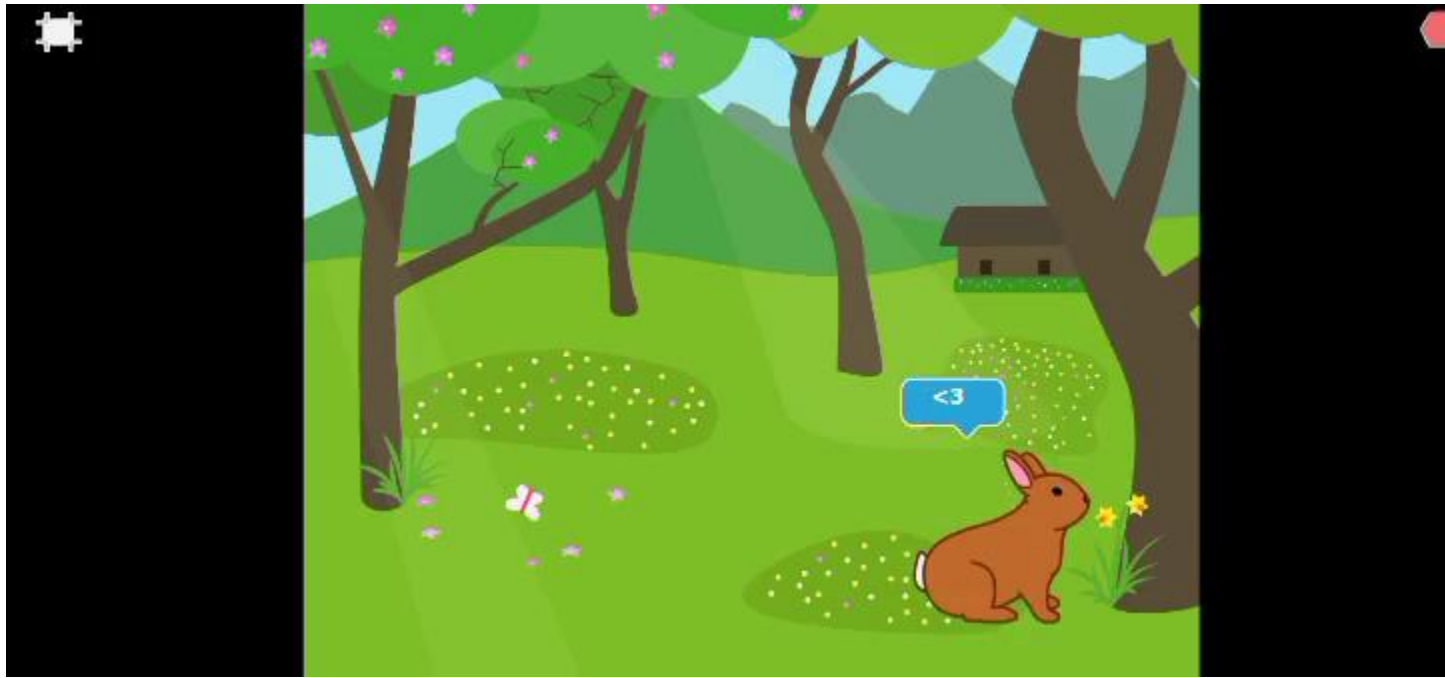
Arrière-plans: 3

Glows: Glow-A, Glow-B











score 4

*start*

**Mouvement**

- avancer de 10 pas
- tourner de 15 degrés
- tourner de 15 degrés

**Contrôle**

- aller à position aléatoire
- aller à x: -189 y: 29
- glisser en 1 secondes à position aléatoire
- glisser en 1 secondes à x: -189 y: 29

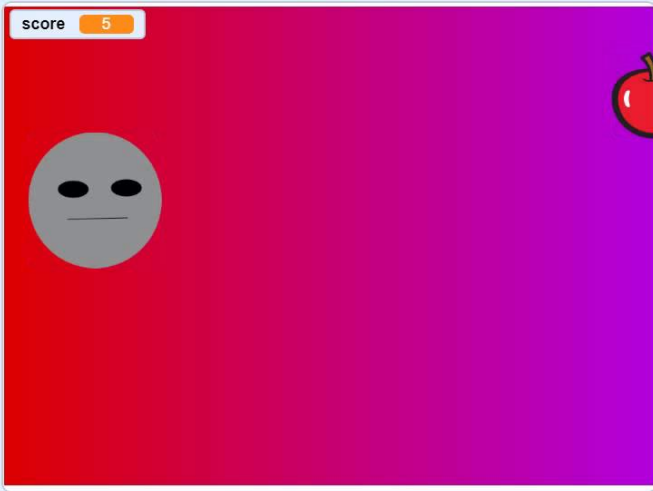
**Opérateurs**

- s'orienter à 90
- s'orienter vers pointeur de souris

**Variables**

- ajouter 10 à x

```
quand je reçois 1  
attendre 1 secondes  
montrer  
répéter indéfiniment  
  si touche le Apple ? alors  
    costume suivant  
    attendre 0.5 secondes  
    jouer le son Chomp  
    basculer sur le costume 1  
  si touche flèche droite pressée ? alors  
    avancer de 10 pas  
  si touche flèche gauche pressée ? alors  
    avancer de -10 pas  
  si touche flèche haut pressée ? alors  
    ajouter 10 à y  
  si touche flèche bas pressée ? alors  
    ajouter -10 à y
```



Sprite: الكتان 1

x: -189 y: 29

Afficher:  Taille: 100 Direction: 90

Scène

Arrière-plans

الكتان 2 | الكتان 1 | Apple

\*\*\* التحدي رقم 01 \*\*\*

انجاز العمل أسفله وارساله على شكل فيديو.

اخر أجل هو نهاية يناير 2022

ستضاف نقطة للفرض الثاني مع الدعوة الى الانضمام إلى فريق مسابقة  
الأسبوع العربي للبرمجة.

Lost in Space

**LOST IN SPACE FULL CODE LISTING**

**SPACESHIP**  
The spaceship launches and then heads for Earth.

when clicked  
set size to 100 %  
switch costume to spaceship-a  
go to x: -150 y: -60  
point in direction 0  
say Let's go! for 2 secs  
point towards Earth  
repeat 100  
move 4 steps  
next costume  
change size by -1

This loop makes the spaceship move repeatedly while switching costumes and getting smaller.

**MONKEY**  
The astronaut monkey is set to spin forever in space!

when clicked  
forever  
turn 1 degrees

**STAR**  
The star twinkles in the night sky.

when clicked  
set size to 100 %  
forever  
repeat 20  
change size by 2  
repeat 20  
change size by -2

Two repeat loops cause the star to get bigger, then smaller again.

**ASTEROID**  
This piece of space-rock bounces around the screen.

when clicked  
go to front  
point towards Earth  
bounce  
move 2 steps  
if an edge, bounce

Whenever the spide hits the edge of the stage, it's bounce off.

**PROJECT COMPLETED!**  
Lost in Space: Complete  
www.collectibot.com

47

\*\*\* التحدي رقم 01 \*\*\*

انجاز العمل أسفله وارساله على شكل فيديو.

اخر أجل هو نهاية يناير 2022

ستضاف نقطة للفرض الثاني مع الدعوة الى الانضمام إلى فريق مسابقة  
الأسبوع العربي للبرمجة.

Lost in Space

**LOST IN SPACE FULL CODE LISTING**

**SPACESHIP**  
The spaceship launches and then heads for Earth.

when clicked  
set size to 100 %  
switch costume to spaceship-a  
go to x: -150 y: -60  
point in direction 0  
say Let's go! for 2 secs  
point towards Earth  
repeat 100  
move 4 steps  
next costume  
change size by -1

This loop makes the spaceship move repeatedly while switching costumes and getting smaller.

**MONKEY**  
The astronaut monkey is set to spin forever in space!

when clicked  
forever  
turn 1 degrees

**STAR**  
The star twinkles in the night sky.

when clicked  
set size to 100 %  
forever  
repeat 20  
change size by 2  
repeat 20  
change size by -2

Two repeat loops cause the star to get bigger, then smaller again.

**ASTEROID**  
This piece of space-rock bounces around the screen.

when clicked  
go to front  
point towards Earth  
bounce  
move 2 steps  
if an edge, bounce

Whenever the spide hits the edge of the stage, it's bounce off.

**PROJECT COMPLETED!**  
Lost in Space: Complete  
www.collectibot.com

47

\*\*\* التحدي رقم 01 \*\*\*

انجاز العمل أسفله وارساله على شكل فيديو.

اخر أجل هو نهاية يناير 2022

ستضاف نقطة للفرض الثاني مع الدعوة الى الانضمام إلى فريق مسابقة  
الأسبوع العربي للبرمجة.

Lost in Space

**LOST IN SPACE FULL CODE LISTING**

**SPACESHIP**  
The spaceship launches and then heads for Earth.

when clicked  
set size to 100 %  
switch costume to spaceship-a  
go to x: -150 y: -60  
point in direction 0  
say Let's go! for 2 secs  
point towards Earth  
repeat 100  
move 4 steps  
next costume  
change size by -1

This loop makes the spaceship move repeatedly while switching costumes and getting smaller.

**MONKEY**  
The astronaut monkey is set to spin forever in space!

when clicked  
forever  
turn 1 degrees

**STAR**  
The star twinkles in the night sky.

when clicked  
set size to 100 %  
forever  
repeat 20  
change size by 2  
repeat 20  
change size by -2

Two repeat loops cause the star to get bigger, then smaller again.

**ASTEROID**  
This piece of space-rock bounces around the screen.

when clicked  
go to front  
point towards Earth  
bounce  
move 2 steps  
if an edge, bounce

Whenever the spide hits the edge of the stage, it's bounce off.

**PROJECT COMPLETED!**  
Lost in Space: Complete  
www.collectibot.com

47