

*** التحدي رقم 01 ***

انجاز العمل أسفله وارساله على شكل فيديو.

اخر أجل هو نهاية يناير 2022

ستضاف نقطة للفرض الثاني مع الدعوة الى الانضمام إلى فريق مسابقة
الأسبوع العربي للبرمجة.

Lost in Space

LOST IN SPACE FULL CODE LISTING

SPACESHIP

The spaceship launches and then heads for Earth.

```

when clicked
  set size to 100 %
  switch costume to spaceship-a
  go to x: -150 y: -60
  point in direction 0
  say Let's go! for 2 secs
  point towards Earth
  repeat 100
    move 4 steps
    next costume
    change size by -1
  
```

This loop makes the spaceship move repeatedly while switching costumes and getting smaller.

STAR

The star twinkles in the night sky.

```

when clicked
  set size to 100 %
  forever
    repeat 20
      change size by 2
    repeat 20
      change size by -2
  
```

Two repeat loops cause the star to get bigger, then smaller again.

MONKEY

The astronaut monkey is set to spin forever in space!

```

when clicked
  forever
    turn 1 degrees
  
```

ASTEROID

This piece of space-rock bounces around the screen.

```

when clicked
  go to front
  point towards Earth
  bounce
  move 2 steps
  if an edge, bounce
  
```

Whenever the sprite hits the edge of the stage, it's bounce off.

PROJECT COMPLETED!
Lost in Space: Complete
www.collectibot.com

47

*** التحدي رقم 01 ***

انجاز العمل أسفله وارساله على شكل فيديو.

اخر أجل هو نهاية يناير 2022

ستضاف نقطة للفرض الثاني مع الدعوة الى الانضمام إلى فريق مسابقة
الأسبوع العربي للبرمجة.

Lost in Space

LOST IN SPACE FULL CODE LISTING

SPACESHIP

The spaceship launches and then heads for Earth.

```

when clicked
  set size to 100 %
  switch costume to spaceship-a
  go to x: -150 y: -60
  point in direction 0
  say Let's go! for 2 secs
  point towards Earth
  repeat 100
    move 4 steps
    next costume
    change size by -1
  
```

This loop makes the spaceship move repeatedly while switching costumes and getting smaller.

STAR

The star twinkles in the night sky.

```

when clicked
  set size to 100 %
  forever
    repeat 20
      change size by 2
    repeat 20
      change size by -2
  
```

Two repeat loops cause the star to get bigger, then smaller again.

MONKEY

The astronaut monkey is set to spin forever in space!

```

when clicked
  forever
    turn 1 degrees
  
```

ASTEROID

This piece of space-rock bounces around the screen.

```

when clicked
  go to front
  point towards Earth
  bounce
  move 2 steps
  if an edge, bounce
  
```

Whenever the sprite hits the edge of the stage, it's bounce off.

PROJECT COMPLETED!
Lost in Space: Complete
www.collectibot.com

47

*** التحدي رقم 01 ***

انجاز العمل أسفله وارساله على شكل فيديو.

اخر أجل هو نهاية يناير 2022

ستضاف نقطة للفرض الثاني مع الدعوة الى الانضمام إلى فريق مسابقة
الأسبوع العربي للبرمجة.

Lost in Space

LOST IN SPACE FULL CODE LISTING

SPACESHIP

The spaceship launches and then heads for Earth.

```

when clicked
  set size to 100 %
  switch costume to spaceship-a
  go to x: -150 y: -60
  point in direction 0
  say Let's go! for 2 secs
  point towards Earth
  repeat 100
    move 4 steps
    next costume
    change size by -1
  
```

This loop makes the spaceship move repeatedly while switching costumes and getting smaller.

STAR

The star twinkles in the night sky.

```

when clicked
  set size to 100 %
  forever
    repeat 20
      change size by 2
    repeat 20
      change size by -2
  
```

Two repeat loops cause the star to get bigger, then smaller again.

MONKEY

The astronaut monkey is set to spin forever in space!

```

when clicked
  forever
    turn 1 degrees
  
```

ASTEROID

This piece of space-rock bounces around the screen.

```


when clicked
  go to front
  point towards Earth
  bounce
  move 2 steps
  if an edge, bounce
  
```

Whenever the sprite hits the edge of the stage, it's bounce off.

PROJECT COMPLETED!
Lost in Space: Complete
www.collectibot.com

47

<https://vu.fr/BVkp>



عند نقر 



كُرّر باستمرار

انتظر ثابتة

استقر  2 درجة

تحرك  10 خطوة



المنصة


9- y  14 x 

Kiran الكائن

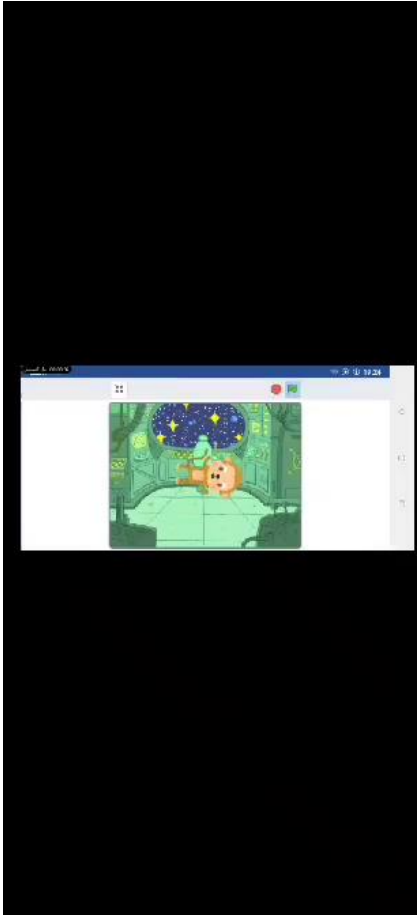
115 الاتجاه 100 الحجم إظهار

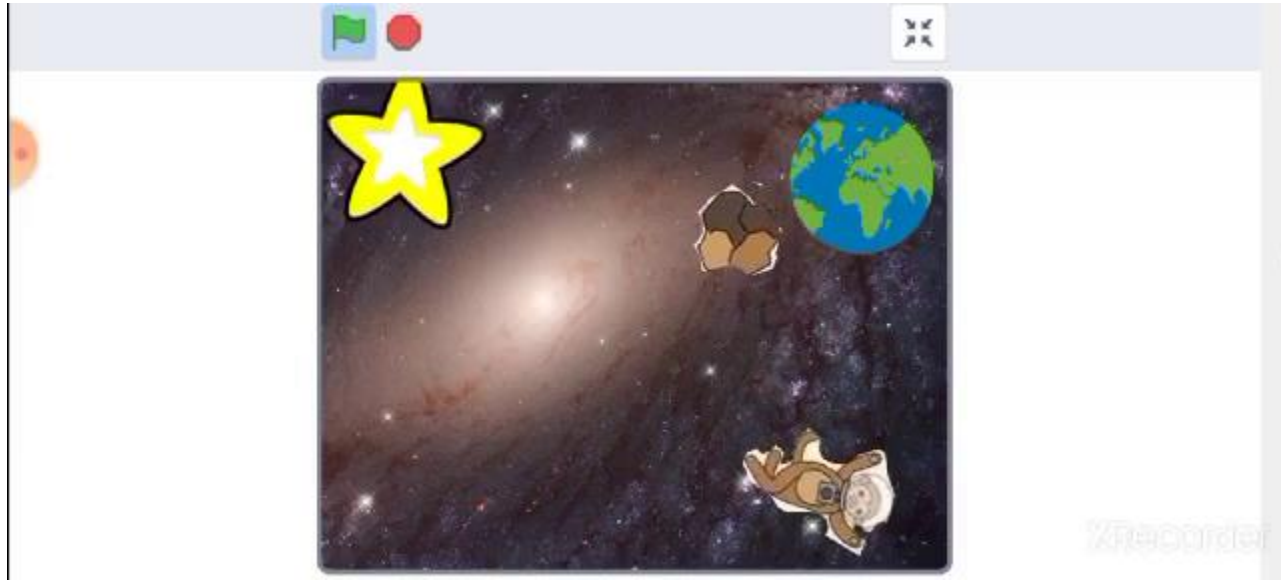
الخلفيات

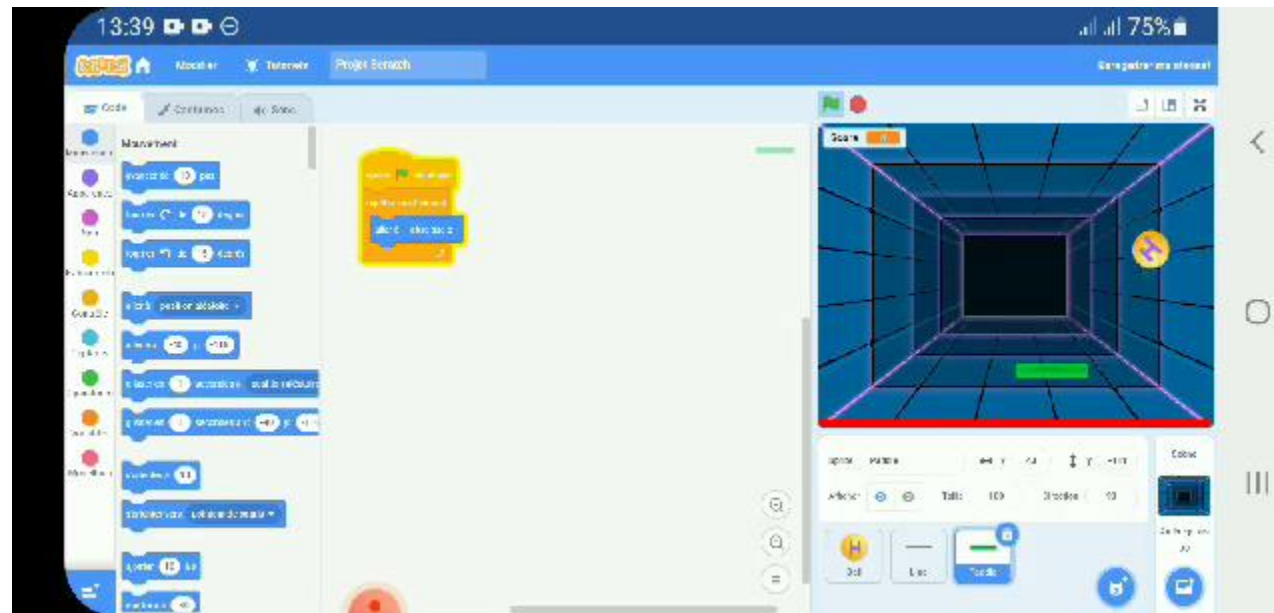
  Kiran

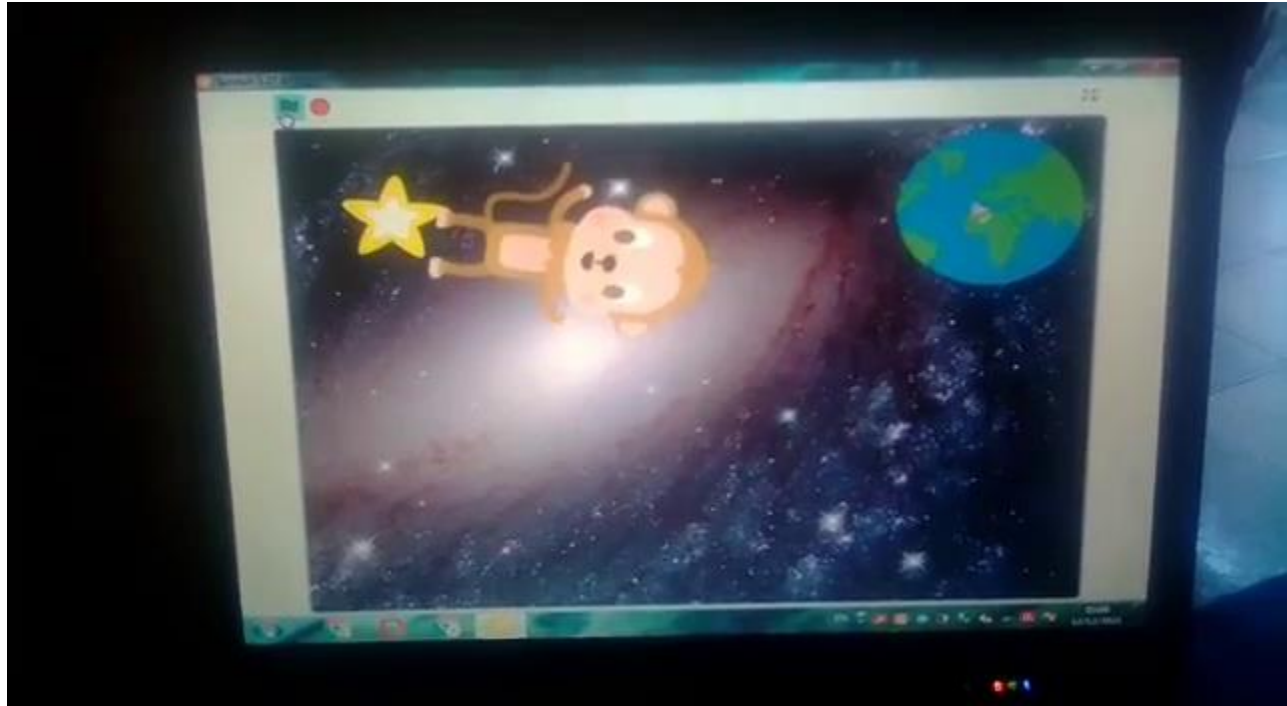












00:08

Personnes

Enfant

Enfant

Adolesce...

Adolescent

+

Comment peut obtenir comme cette belle nature ?

+



35

Comm

00:12

Personnes

Enfant

Enfant

Adolesce...

Adolescent

il suffit de faire la protection de l'environnement

+



35

Comm

Mouvement

- avancer de 10 pas
- tourner de 15 degrés
- tourner de 15 degrés

Événements

- aller à position aléatoire
- aller à x: 133 y: 66


Opérateurs

- glisser en 1 secondes à position aléatoire
- glisser en 1 secondes à x: 133 y: 66

Mes Blocs

- s'orienter à 90
- s'orienter vers pointeur de souris
- ajouter 10 à x

```
quand est cliqué
répéter indéfiniment
  glisser en 1 secondes à position aléatoire
  dire hi pendant 2 secondes
  envoyer à tous 1
  attendre 2 secondes
  cacher
  attendre 2 secondes
  montrer
```

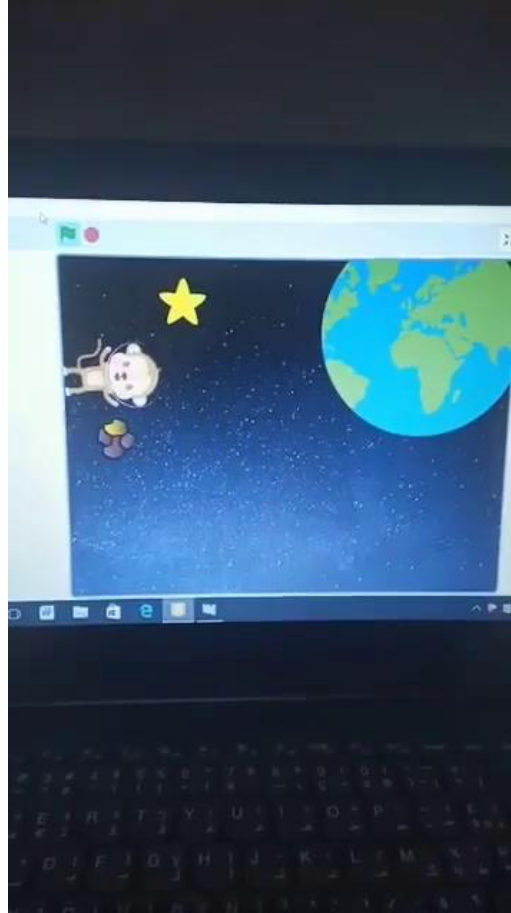


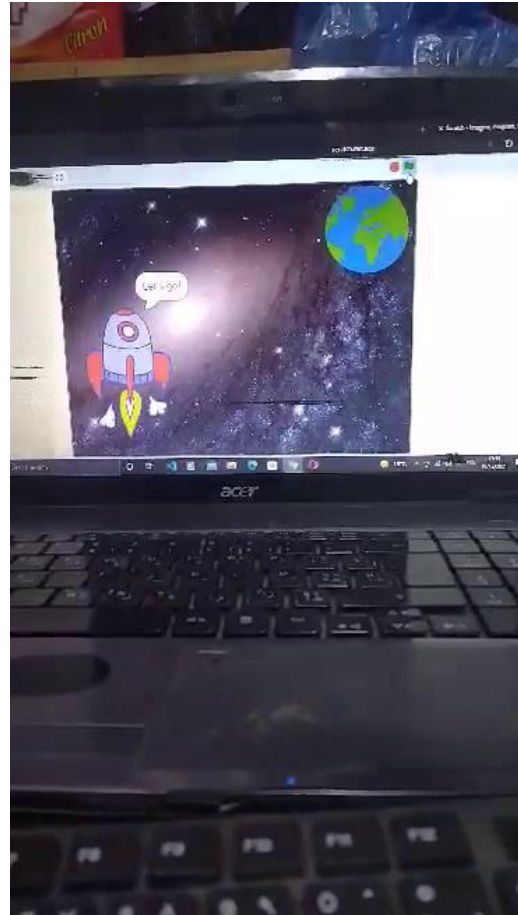
Sprite: Glow-A x: -48 y: -177

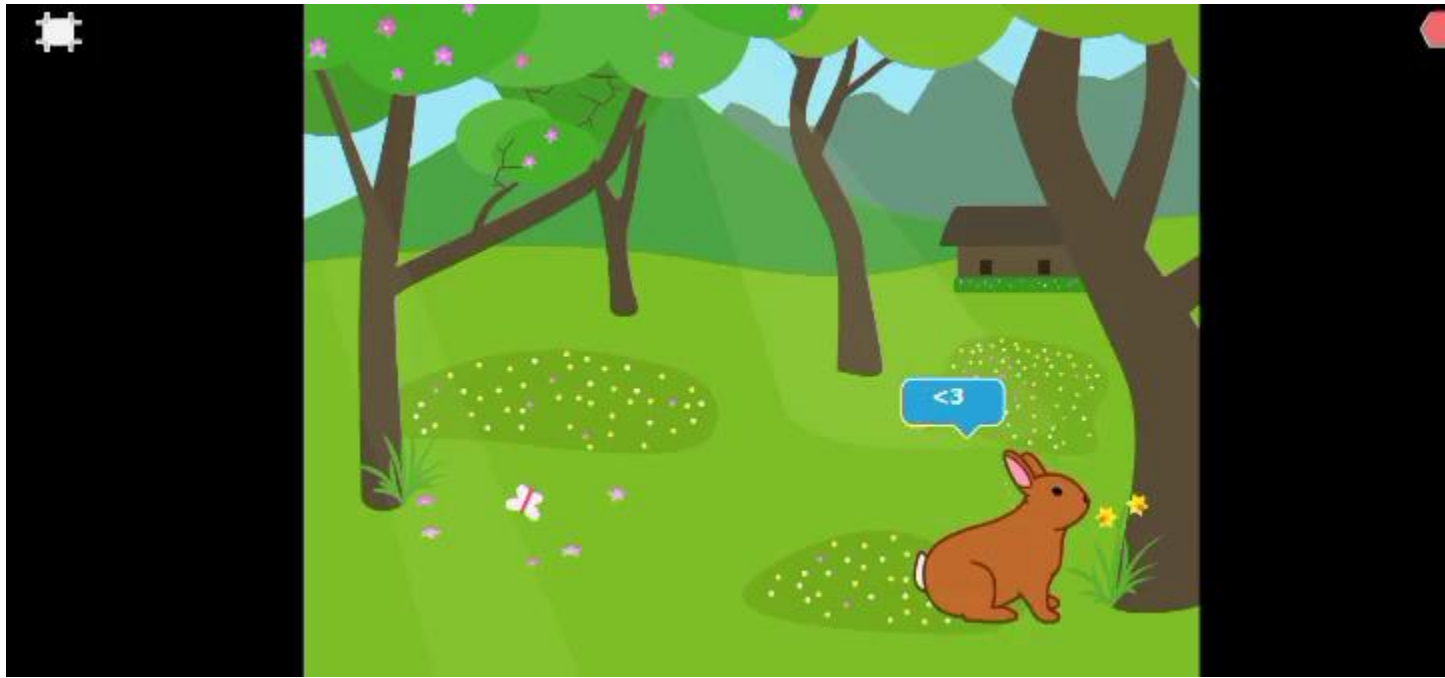
Afficher: [] [] Taille: 50 Direction: 90

Arrière-plans: 3

Glows: Glow-A, Glow-B









score 4

start

Mouvement

- avancer de 10 pas
- tourner de 15 degrés
- tourner de 15 degrés

Contrôle

- aller à position aléatoire
- aller à x: -189 y: 29
- glisser en 1 secondes à position aléatoire
- glisser en 1 secondes à x: -189 y: 29

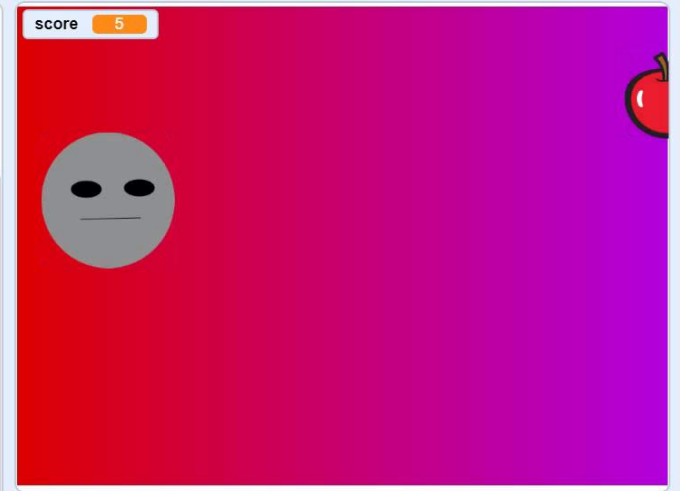
Opérateurs

- s'orienter à 90
- s'orienter vers pointeur de souris

Variables

- ajouter 10 à x

```
quand je reçois [ ]
attendre 1 secondes
montrer
répéter indéfiniment
  si touche le Apple ? alors
    costume suivant
    attendre 0.5 secondes
    jouer le son Chomp
    basculer sur le costume 1
  si touche flèche droite pressée ? alors
    avancer de 10 pas
  si touche flèche gauche pressée ? alors
    avancer de -10 pas
  si touche flèche haut pressée ? alors
    ajouter 10 à y
  si touche flèche bas pressée ? alors
    ajouter -10 à y
```



Sprite: الكتان 1

x: -189 y: 29

Afficher: [] Taille: 100 Direction: 90

Scène

Arrière-plans

الكتان 2 | الكتان 1 | Apple

*** التحدي رقم 01 ***

انجاز العمل أسفله وارساله على شكل فيديو.

اخر أجل هو نهاية يناير 2022

ستضاف نقطة للفرض الثاني مع الدعوة الى الانضمام إلى فريق مسابقة
الأسبوع العربي للبرمجة.

Lost in Space

LOST IN SPACE FULL CODE LISTING

SPACESHIP
The spaceship launches and then heads for Earth.

when clicked
set size to 100 %
switch costume to spaceship-a
go to x: -150 y: -60
point in direction 0
say Let's go! for 2 secs
point towards Earth
repeat 100
move 4 steps
next costume
change size by -1

This loop makes the spaceship move repeatedly while switching costumes and getting smaller.

MONKEY
The astronaut monkey is set to spin forever in space!

when clicked
forever
turn 1 degrees

STAR
The star twinkles in the night sky.

when clicked
set size to 100 %
forever
repeat 20
change size by 2
repeat 20
change size by -2

Two repeat loops cause the star to get bigger, then smaller again.

ASTEROID
This piece of space-rock bounces around the screen.

when clicked
go to front
point towards Earth
bounce
move 2 steps
if an edge, bounce

Whenever the spide hits the edge of the stage, it's bounce off.

PROJECT COMPLETED!
Lost in Space: Complete
www.collectibot.com

47

*** التحدي رقم 01 ***

انجاز العمل أسفله وارساله على شكل فيديو.

اخر أجل هو نهاية يناير 2022

ستضاف نقطة للفرض الثاني مع الدعوة الى الانضمام إلى فريق مسابقة
الأسبوع العربي للبرمجة.

Lost in Space

LOST IN SPACE FULL CODE LISTING

SPACESHIP
The spaceship launches and then heads for Earth.

when clicked
set size to 100 %
switch costume to spaceship-a
go to x: -150 y: -60
point in direction 0
say Let's go! for 2 secs
point towards Earth
repeat 100
move 4 steps
next costume
change size by -1

This loop makes the spaceship move repeatedly while switching costumes and getting smaller.

MONKEY
The astronaut monkey is set to spin forever in space!

when clicked
forever
turn 1 degrees

STAR
The star twinkles in the night sky.

when clicked
set size to 100 %
forever
repeat 20
change size by 2
repeat 20
change size by -2

Two repeat loops cause the star to get bigger, then smaller again.

ASTEROID
This piece of space-rock bounces around the screen.

when clicked
go to front
point towards Earth
bounce
move 2 steps
if an edge, bounce

Whenever the spide hits the edge of the stage, it's bounce off.

PROJECT COMPLETED!
Lost in Space: Complete
www.collectibot.com

47

*** التحدي رقم 01 ***

انجاز العمل أسفله وارساله على شكل فيديو.

اخر أجل هو نهاية يناير 2022

ستضاف نقطة للفرض الثاني مع الدعوة الى الانضمام إلى فريق مسابقة
الأسبوع العربي للبرمجة.

Lost in Space

LOST IN SPACE FULL CODE LISTING

SPACESHIP
The spaceship launches and then heads for Earth.

when clicked
set size to 100 %
switch costume to spaceship-a
go to x: -150 y: -60
point in direction 0
say Let's go! for 2 secs
point towards Earth
repeat 100
move 4 steps
next costume
change size by -1

This loop makes the spaceship move repeatedly while switching costumes and getting smaller.

MONKEY
The astronaut monkey is set to spin forever in space!

when clicked
forever
turn 1 degrees

STAR
The star twinkles in the night sky.

when clicked
set size to 100 %
forever
repeat 20
change size by 2
repeat 20
change size by -2

Two repeat loops cause the star to get bigger, then smaller again.

ASTEROID
This piece of space-rock bounces around the screen.

when clicked
go to front
point towards Earth
bounce
move 2 steps
if an edge, bounce

Whenever the spide hits the edge of the stage, it's bounce off.

PROJECT COMPLETED!
Lost in Space: Complete
www.collectibot.com

47